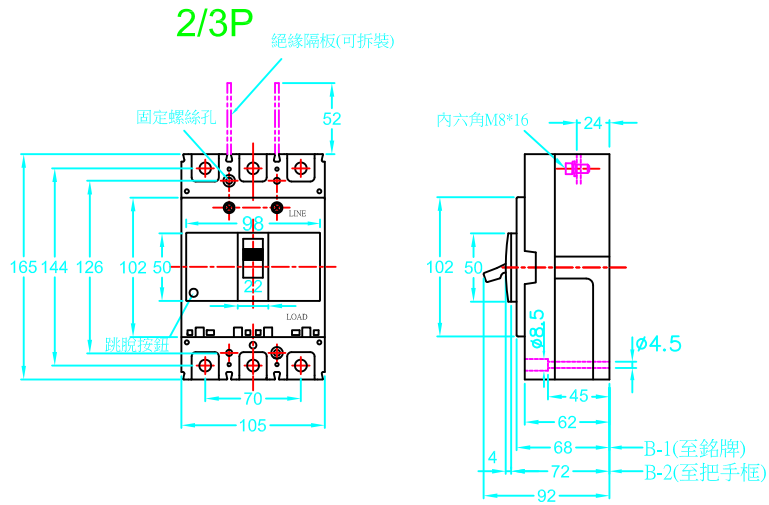


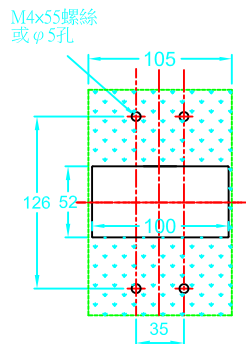
適用型式：NF250-WE 2 / 3 P 125A~250A

A:外型尺寸圖

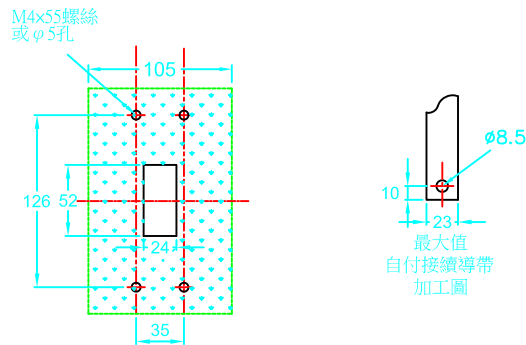


B:底板鑽孔攻牙及面板挖孔尺寸圖

B-1(至銘牌)



B-2(至把手框)



C:背接外型尺寸及底板鑽孔攻牙尺寸圖

